

BIOVET®

Bovine Enterichek®

Rapid test for the detection of bovine enteric microorganisms in the environment



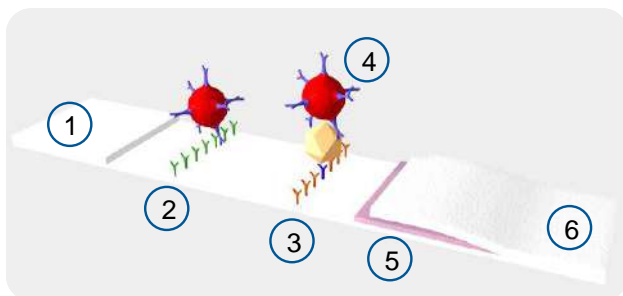
INTRODUCTION

Diarrhea problems in the calf are often caused by rotavirus, le coronavirus, *E. coli K99 (F5)* or *Cryptosporidium parvum*. These problems can lead to important economic losses since affected animals generally show reduced weight gain, sometimes resulting in death. Quick identification of the pathogen involved helps in disease control. It is recommended to test the feces of at least 3 calves per infected herd throughout symptom evolution.

INTENDED USE

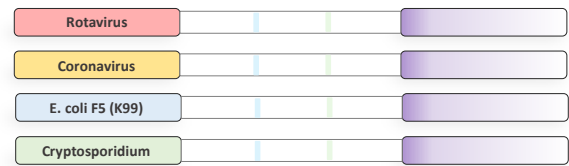
The test strips allow the detection of certain microorganisms in bovine feces present in the environment. Microorganisms detected are rotavirus, coronavirus, *E. coli K99 (F5)* and *Cryptosporidium*

PRINCIPLE OF THE TEST



1. Superior absorbent
2. Control line
3. Test line detecting the microorganism
4. Colloidal gold labelled with antibody
5. Glass fiber with conjugate
6. Inferior absorbent

MATERIAL



- 5 test strips for the detection of rotavirus
- 5 test strips for the detection of coronavirus
- 5 test strips for the detection of *E. coli K99 (F5)*
- 5 test strips for the detection of *Cryptosporidium*
- 10 bottles of dilution solution with measuring spoon

PRECAUTIONS

- Close the tube containing the strips immediately after use to preserve them from humidity.
- Crystals may form in the dilution buffer. This will not affect the efficiency of the product.
- Keep the test strips at room temperature (10-25°C) in a dry place.
- Do not use after the expiry date indicated on the package.
- Wear gloves when manipulating the samples.
- Never use a test strip more than once.
- For in vitro use only.

PRODUCT CODE: **TRM-504**

Discover our other products on biovet.ca/kits

METHOD

Protocol & interpretation



1. Take a sample of stool using the enclosed measuring spoon.



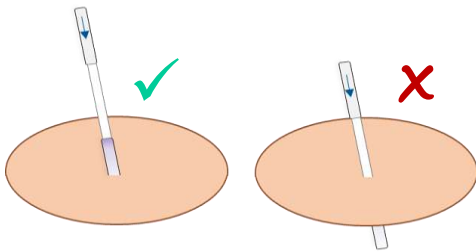
2. If the samples are liquid, collect one level spoonful.



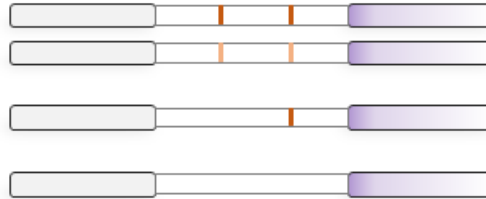
3. If the samples are solid, remove the excess amount with a spatula or clean object.



4. Dilute with the liquid contained in the bottle. Homogenize well, taking care to prevent foam formation.



5. Plunge a strip, with the arrow pointing down, into the liquid. The pink portion of the strip must not be immersed in the liquid.



6. Wait at most 10 minutes and interpret the result.

- 2 lines: Presence of the microorganism tested for
- 1 line: Microorganism not detected
- No line: Invalid test

TECHNICAL DATA

Sensitivity & specificity

Rotavirus	Electrophoresis dsRNA on PAGE			Coronavirus	ELISA			E. coli F5 (K99)	ELISA			Crypto	Flotation		
	+	-	Total		+	-	Total		+	-	Total		+	-	Total
Enterichek +	48	0	48	Enterichek +	8	1	9	Enterichek +	18	1	19	Enterichek +	32	3	35
Enterichek -	2	40	42	Enterichek -	1	78	79	Enterichek -	2	65	67	Enterichek -	2	63	65
Total	50	40	90	Total	9	79	88	Total	20	66	86	Total	34	66	100

Specificity: 100 %
Sensitivity: 96.0 %

Specificity: 98.7 %
Sensitivity: 88.9 %

Specificity: 98.5 %
Sensitivity: 90.0 %

Specificity: 95.5 %
Sensitivity: 94.1 %

For further information or to order: **1-888-824-6838**, option 3 | order@biovet-inc.com.

